



UNITED NATIONS
PAPUA NEW GUINEA



Multi-year Funding Framework for the United Nations Sustainable Development Cooperation Framework 2024 - 2028



April 2024

Background

The Government of Papua New Guinea and the United Nations in Papua New Guinea signed the 2024-2028 United Nations Sustainable Development Cooperation Framework (hereinafter referred to as UNSDCF or Cooperation Framework) on 30 August 2023. The UNSDCF articulates the strategic programming framework for collaboration between the UN system and the Government of Papua New Guinea for the next five years. It is closely aligned with the Government of Papua New Guinea's Medium-term Development Plan IV and reflects the country's commitment to the 2030 Agenda for Sustainable Development and international human rights obligations. The five strategic priorities of the UNSDCF 2024 – 2028 and their respective outcome statements are:

- 1. Equality for Women and Girls:** By 2028, women and girls in Papua New Guinea, especially the most marginalized and vulnerable, exercise their rights and agency and live a life free from all forms of discrimination and violence.
- 2. Governance, Peace, and Social Cohesion:** By 2028, people in Papua New Guinea, especially the most marginalized and vulnerable, participate in and benefit from more accountable, gender-responsive, inclusive and transparent governance that promotes peace, security, equality and social cohesion.
- 3. Inclusive Human Development:** By 2028, people in Papua New Guinea, especially the most marginalized, benefit from gender-sensitive, shock-responsive rights-based and quality basic and social services and equitably realize and unleash their full potential to meaningfully contribute to PNG development.
- 4. Sustainable Economic Transformation:** By 2028, people in Papua New Guinea, especially

the most vulnerable and marginalized, benefit from improved and sustainable livelihoods and expanded access to diversified economic opportunities that deliver inclusive and green growth.

- 5. Environment and Climate Change:** By 2028, people in Papua New Guinea, especially the most marginalized and vulnerable, benefit from equitable and participatory access to climate-resilient services that improve livelihoods and protect natural resources.

The UNSDCF covers two concepts that are distinct yet mutually reinforcing: (1) 'Financing the SDGs' and (2) 'Funding the UNSDCF'. The concept of 'Financing the SDGs' is based on the Addis Ababa Action Agenda's (AAAA_Outcome.pdf (un.org)) call for "nationally owned sustainable development strategies, supported by integrated financing frameworks" to achieve the 2030 Agenda, i.e., mobilizing and aligning all sources of finance to implement national plans to achieve the SDGs. The concept of 'Funding the Cooperation Framework/ UNSDCF' refers to the traditional concept of mobilizing resources through UN accounts in order to close budgetary gaps of the UNSDCF as the UN's primary planning and implementation instrument to contribute to the achievement of the 2030 Agenda at the country level.

This means that the Funding Framework emphasizes the allocation of UN resources in the context of much larger flows. UN resources play a complementary and catalytic role in order to: (i) address barriers to SDG financing; (ii) help facilitate dialogue with diverse partners and enable governments identify new sources of SDG financing (that do not go through the UN); and (iii) better align existing financial resources with national SDG plans.

Design of the Multi-year Funding Framework 2024 – 2028

The Papua New Guinea Multi-Year Funding Framework was developed after the UNSDCF was signed. This was to ensure that development priorities drive the UNSDCF budget and not vice versa. Further, the Funding Framework responds to the requirement of the Funding Compact agreed by Member States, committing the UN development system to be more transparent and accountable for its spending, more effective and efficient in the use of limited resources, and to communicate more clearly on what it does and what it achieves. As such, it is a consolidation of the agreed, costed results of the UNSDCF. It provides an overall picture of the amount and type of resources required to deliver on the UNSDCF 2024 - 2028, disaggregated by available resources and resource mobilization needs. It functions as a financial planning, resource management and mobilization tool at the disposal of the UNCT, Government, and other stakeholders.

The Papua New Guinea UNSDCF Funding Framework was thus developed in keeping with the below objectives:

- Increased transparency and accountability.
- Data standardization and compliance with international standards for financial reporting.
- Realistic costing of programmatic initiatives rather than predetermined resource envelopes of various entities, aligned against prospective sources of financing;
- Increased UN coherence in mobilizing and managing resources for implementation of agreed results areas of the UNSDCF;
- Potential for more coordinated UNCT resource mobilization approaches, as well as establishing effective instruments for the same, including Joint Programmes and country-level pooled Funds.

The Funding Framework consists of: (1) a multi-year Funding Framework (overall budget) that puts a price tag to the agreed UNSDCF and its outcomes and outputs, covering the full duration of the programme cycle; and (2) an annualized Funding Framework as part of annual Joint Work Plans.

Both the multi-year and annual Funding Framework are embedded, monitored and updated as part of the Joint Work Plans and UN Info, and hence does not require a separate process for endorsement or signature by UN agencies and the government.

UNSDCF Multi-year Funding Framework 2024 – 2028

The Papua New Guinea UNSDCF 2024 – 2028 has results articulated at two levels: outcome and output. Since the output level of the results framework is the level of accountability of the UN system, the costing of the UNSDCF was done at the output level by estimating the total funds required in order to achieve a specific output and aggregated at the outcome level.

The total funding required for implementation of the UNSDCF 2024 – 2028 is estimated at USD 614,696,934. Out of the total funding required, USD 214,096,073

(35%) is available and USD 400,602,861 (65%) is the gap to be mobilized. Out of the five strategic priority areas, Inclusive Human Development has the highest resource requirement, estimated at USD 195,477,362, which is 32% of the total UNSDCF resource requirements. Equality for Women and Girls has the highest funding gap of 85% and Sustainable Economic Transformation has the lowest funding gap of 44%.

Below is an overview of funding requirements across the five strategic priorities of the UNSDCF:

For **Equality for Women and Girls**, a total of USD 67,801,489 is required to deliver the outputs. Out of the total funding required, USD 10,143,070 (15%) is available and USD 57,658,419 (85%) is the gap to be mobilized.

For **Governance, Peace and Social Cohesion**, a total of USD 115,123,701 is required to deliver the outputs. Out of the total funding required, USD 25,363,939 (22%) is available and USD 89,759,762 (78%) is the gap to be mobilized.

For **Inclusive Human Development**, a total of USD 195,477,362 is required to deliver the outputs. Out of the total funding required, USD 59,959,144 (31%) is

available and USD 135,518,218 (69%) is the gap to be mobilized.

For **Sustainable Economic Transformation**, a total of USD 69,777,167 is required to deliver the outputs. Out of the total funding required, USD 39,112,837 (56%) is available and USD 30,664,330 (44%) is the gap to be mobilized.

For **Environment and Climate Change**, a total of USD 166,517,215 is required to deliver the outputs. Out of the total funding required, USD 79,515,083 (48%) is available and USD 87,002,132 (52%) is the gap to be mobilized.

Figure 1: UNSDCF Multi-Year Funding Status (USD Million)

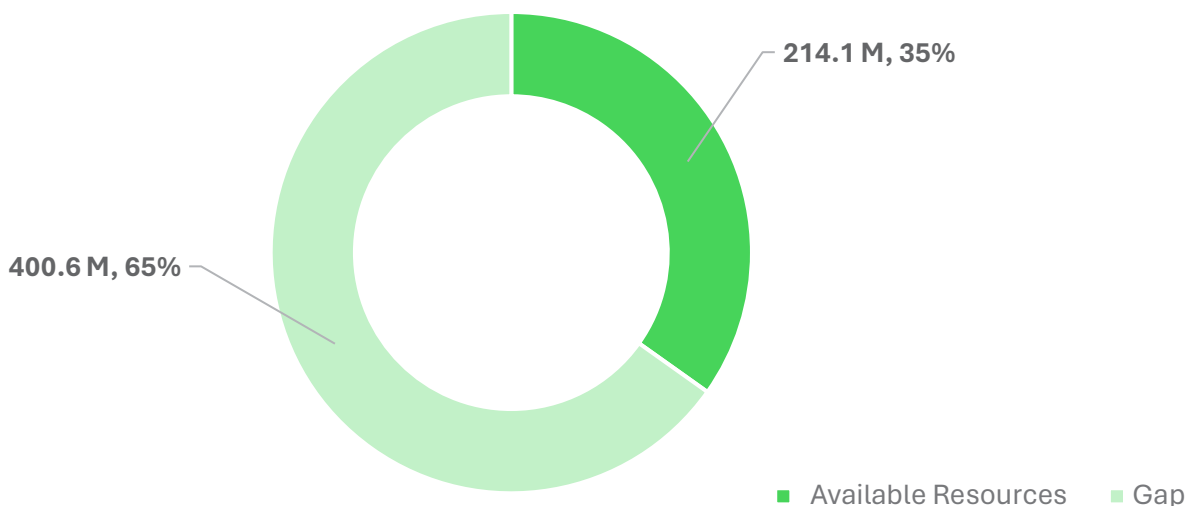


Figure 2: Available Funding (in USD million) and Gap (in percentage) by Strategic Priority

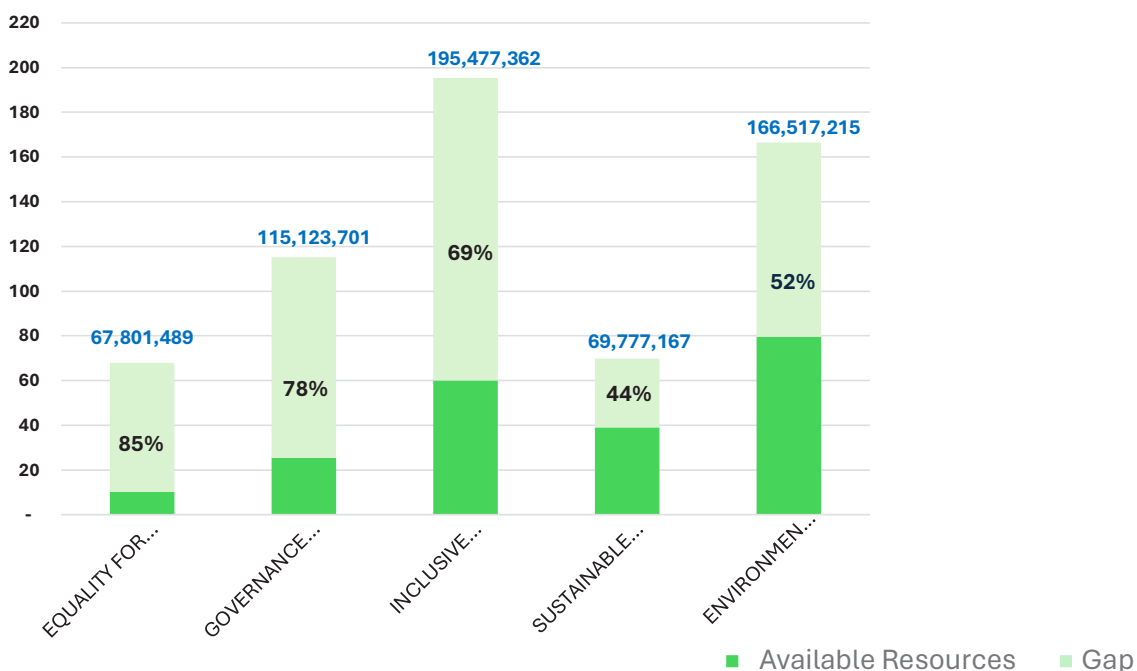


Figure 3: Top Five Contributing Partners of Available Funding (Excludes core resources)

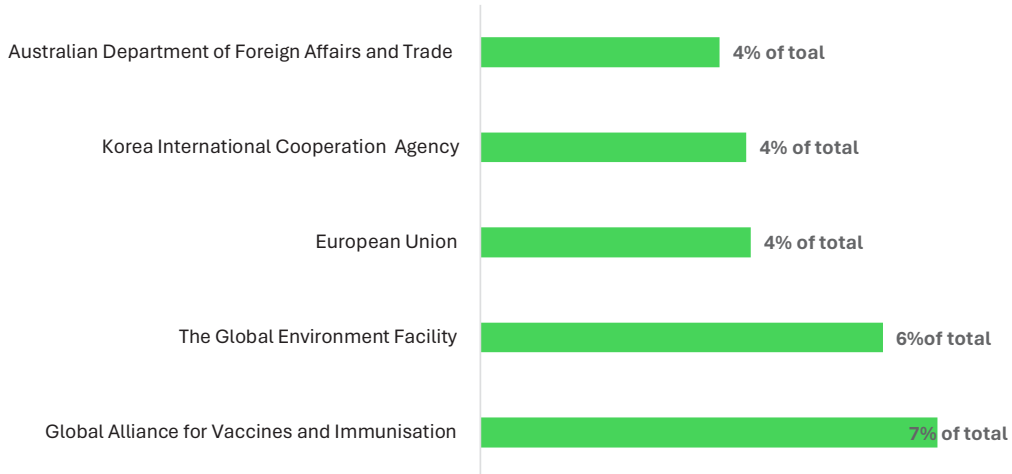


Figure 4: Composition of Available Resources by Outcome (USD Million)

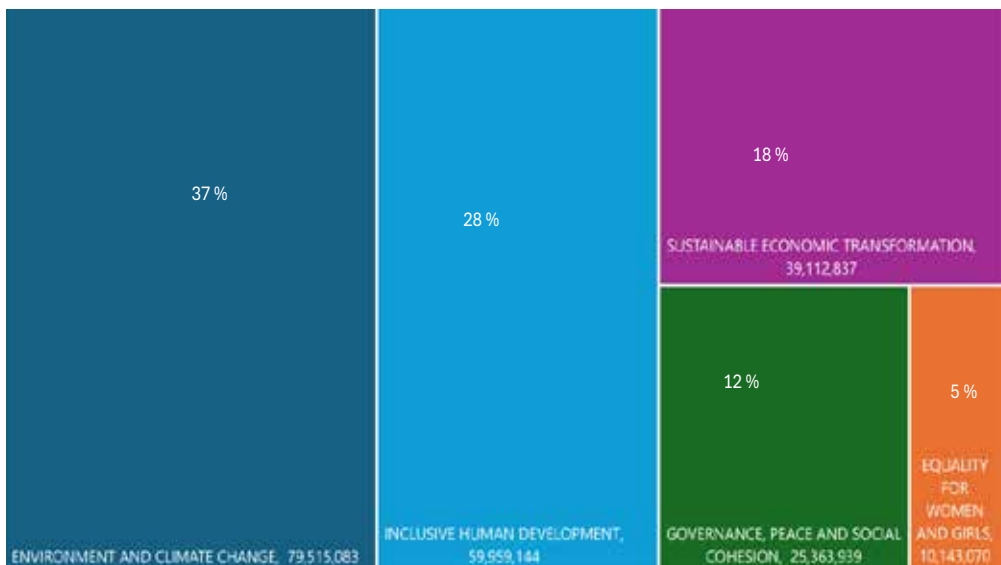
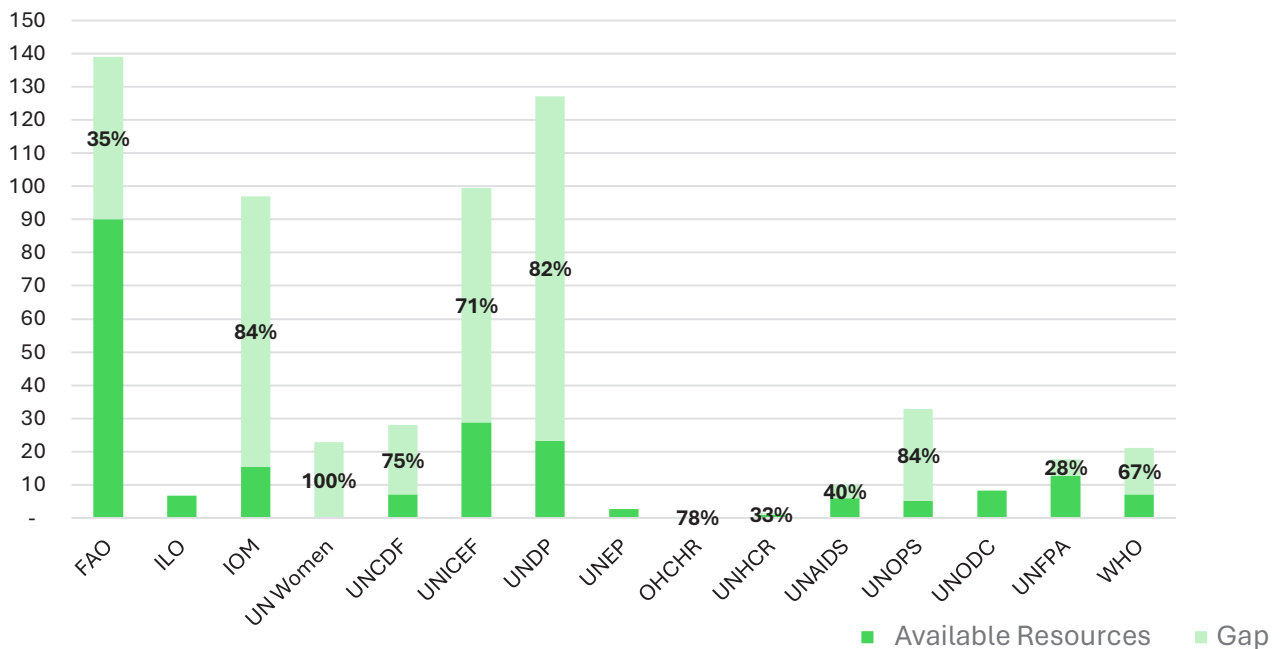


Figure 5: Funding Availability and Gap by Agency (in percentage)



Annexes: Overview of UNSDCF Multi-year Funding Framework (2024 – 2028)

Annex 1: Papua New Guinea United Nations Sustainable Development Cooperation Framework 2024-2028_ Multi_Year Funding Framework (in USD).

Agency	OUTCOME 1: EQUALITY FOR WOMEN AND GIRLS			OUTCOME 2: GOVERNANCE, PEACE AND SOCIAL COHESION			OUTCOME 3: INCLUSIVE HUMAN DEVELOPMENT			OUTCOME 4: SUSTAINABLE ECONOMIC TRANSFORMATION			OUTCOME 5: ENVIRONMENT AND CLIMATE CHANGE			Total Required Resources	Total Available Resources	Total Funding Gap
	Required Resources	Available Resources	Funding Gap	Required Resources	Available Resources	Funding Gap	Required Resources	Available Resources	Funding Gap	Required Resources	Available Resources	Funding Gap	Required Resources	Available Resources	Funding Gap			
FAO	1,000,000	250,000	750,000	5,000,000	1,000,000	4,000,000	20,000,000	4,000,000	16,000,000	28,000,000	23,500,000	4,500,000	85,000,000	61,265,000	23,735,000	139,000,000	90,015,000	48,985,000
ILO			-			-	185,800	185,800	-	6,512,500	6,512,500	-			-	6,698,300	6,698,300	-
IOM			-	65,000,000	9,000,000	56,000,000	32,000,000	6,328,493	25,671,507			-			-	97,000,000	15,328,493	81,671,507
UN Women	18,065,000		18,065,000	3,180,000		3,180,000			-			-	1,520,000		1,520,000	22,765,000	-	22,765,000
UNCDF	5,500,000		5,500,000	2,000,000		2,000,000	10,200,000	2,196,249	8,003,751	5,800,000	3,800,337	1,999,663	4,600,000	1,000,000	3,600,000	28,100,000	6,996,586	21,103,414
UNICEF	14,955,490	2,370,641	12,584,849			-	79,102,010	25,061,291	54,040,719			-	5,342,500	1,451,483	3,891,017	99,400,000	28,883,415	70,516,585
UNDP	20,230,999	1,000,000	19,230,999	27,459,667	4,000,000	23,459,667			-	29,464,667	5,300,000	24,164,667	49,959,667	12,900,000	37,059,667	127,115,000	23,200,000	103,915,000
UNEP			-			-			-			-	2,748,600	2,748,600	-	2,748,600	2,748,600	-
OHCHR	300,000	30,000	270,000	130,000	40,000	90,000	30,000	30,000	-			-			-	460,000	100,000	360,000
UNHCR			-			-	1,500,000	1,007,305	492,695			-			-	1,500,000	1,007,305	492,695
UNAIDS			-			-	10,000,000	5,994,936	4,005,064			-			-	10,000,000	5,994,936	4,005,064
UNOPS			-			-	17,559,552	5,205,860	12,353,692			-	15,346,448		15,346,448	32,906,000	5,205,860	27,700,140
UNODC	1,000,000	1,000,000	-	7,172,971	7,172,971	-			-			-			-	8,172,971	8,172,971	-
UNFPA	6,600,000	5,462,429	1,137,571	3,681,063	3,850,968	169,905	7,400,000	3,420,775	3,979,225			-			-	17,681,063	12,734,172	4,946,891
WHO	150,000	30,000	120,000	1,500,000	300,000	1,200,000	17,500,000	6,528,435	10,971,565			-	2,000,000	150,000	1,850,000	21,150,000	7,008,435	14,141,565
Total	67,801,489	10,143,070	57,658,419	115,123,701	25,363,939	89,759,762	195,477,362	59,959,144	135,518,218	69,777,167	39,112,837	30,664,330	166,517,215	79,515,083	87,002,132	614,696,934	214,094,073	400,602,861



UNITED NATIONS
PAPUA NEW GUINEA



STRATEGIC PRIORITY 1: EQUALITY FOR WOMEN AND GIRLS**OUTCOME 1: By 2028, women and girls in Papua New Guinea, especially the most marginalized and vulnerable, exercise their rights and agency and live a life free from all forms of discrimination and violence.**

Output	Agency	Required Resources	Available Resources		Resources to be mobilized
			Contributing-Partner	Funding	
1.1: Women and the Enabling Environment: Enhanced gender equality and the empowerment of women and girls at all levels in line with international norms and standards in the implementation of legislation, policies and financing.	UNDP	20,230,999	United States Department of State	500,000	19,230,999
			European Union	200,000	
			UN Women	300,000	
	UNCDF	500,000	-	500,000	
	FAO	1,000,000	FAO	250,000	750,000
				250,000	
	UN Women	3,340,000	-	3,340,000	
	UNICEF	6,825,490	United Nations Children's Fund	350,151	5,440,339
			Korea International Cooperation Agency	35,000	
			UNICEF Other Resources	1,000,000	
		1,385,151			
1.2: Women and Leadership: Women occupy more leadership and decision-making positions in the political and public spheres at all levels	UN Women	4,665,000	-	4,665,000	
1.3: Women and the Economy: Women are technically, financially and legally skilled and empowered to participate in all sectors and aspects of the formal and informal economy	UN Women	2,480,000	-	2,480,000	
	UNICEF	3,850,000	United Nations Children's Fund	8,749	3,465,930
			Korea International Cooperation Agency	300,000	
			New Zealand Committee for UNICEF	75,321	
	UNCDF	5,000,000	-	5,000,000	
1.4: Women and violence: Women and girls are free from discrimination, violence, and torture through a whole-of-society approach to the promotion of gender-equitable socio-cultural attitudes, norms, and behaviours	UNFPA	6,600,000	Korea International Cooperation Agency	3,881,366	1,137,571
			United Nations Population Fund	1,581,063	
	WHO	150,000	World Health Organization	30,000	120,000
				30,000	
	UNODC	1,000,000	United Nations Office on Drugs and Crime	1,000,000	-
				1,000,000	
	OHCHR	300,000	United Nations High Commissioner for Human Rights	30,000	270,000
				30,000	
UN Women	7,580,000	-	7,580,000		
UNICEF	4,280,000	International Organization for Migration	88,589	3,678,580	
		Global Thematic - Humanitarian Response	12,831		
		UNICEF Other Resources	500,000		
			601,420		
Total		67,801,489		10,143,070	57,658,419

STRATEGIC PRIORITY 2: GOVERNANCE, PEACE AND SOCIAL COHESION

OUTCOME 2: By 2028, people in Papua New Guinea, especially the most marginalized and vulnerable, participate in and benefit from more accountable, gender-responsive, inclusive, and transparent governance that promotes peace, security, equality, and social cohesion.

Output	Agency	Required Resources	Contributing-Partner	Funding	mobilized	
2.1: Democratic Governance: Improved functioning, integrity, accountability and transparency of public institutions, including parliamentary, electoral, and rule of law institutions along with the relevant entities.	OHCHR	50,000		-	50,000	
	UNDP	14,000,000	Australian Department of Foreign Affairs and Trade	2,000,000	12,000,000	
	UN Women	1,520,000		-	1,520,000	
2.2: Social Contract: Renewed social contract between the Government and all sectors of Papua New Guinean society through	UNODC	7,172,971	United Nations Office on Drugs and Crime	7,172,971	-	
	UNFPA	2,100,000	Government of Papua New Guinea	688,842	- 169,905	
United Nations Population Fund			1,581,063			
			2,269,905			
2.3: Service Delivery: Strengthened national and sub-national planning, monitoring, data, and public finance management systems for improved effectiveness and efficiency in service delivery.	WHO	1,500,000	African, Caribbean, and Pacific (ACP), European Union (EU) Univ	300,000	1,200,000	
	OHCHR	80,000	United Nations High Commissioner for Human Rights	40,000	40,000	
	FAO	5,000,000	Food and Agriculture Organization of the United Nations	1,000,000	4,000,000	
	IOM	65,000,000	Papua New Guinea Immigration and Citizenship Authority	9,000,000	56,000,000	
	UNCDF	2,000,000		-	2,000,000	
	2.4: Social Cohesion: Strengthened social cohesion strategies, also incorporating early warning and prevention, at the national and sub-national levels are implemented to benefit the most vulnerable.	UNFPA	1,581,063	United Nations Population Fund	1,581,063	-
		UNDP	13,459,667	Korea International Cooperation Agency	2,000,000	11,459,667
		UN Women	1,660,000		-	1,660,000
Total		115,123,701		25,363,939	89,759,762	

STRATEGIC PRIORITY 3: INCLUSIVE HUMAN DEVELOPMENT

OUTCOME 3: By 2028, people in Papua New Guinea, especially the most marginalized, benefit from gender-sensitive, shock-responsive, rights-based, and quality basic and social services, and equitably realize their full potential to meaningfully contribute to PNG development.

Output	Agency	Required Resources	Available Resources		Resources to be mobilized	
			Contributing-Partner	Funding		
3.1: Education and Skills Development: Strengthen services and increase access to improved foundational learning, which include literacy and numeracy, critical thinking and skills development that aim to achieve stronger performing education systems, lift attendance and retention in schools, while providing skills pathways for out of school youth.	ILO	35,800	Government of Japan	35,800	-	
				35,800		
	UNICEF		20,350,000	Global Partnership for Education	543,311	16,288,725
				Global Thematic - Education	500,691	
				Global Thematic Funding	723,945	
				Australian National Committee for UNICEF	168,124	
				United Kingdom Committee for UNICEF	144,009	
				Korea International Cooperation Agency	694,461	
				United Nations Children's Fund	125,316	
				New Zealand Committee for UNICEF	161,418	
	UNICEF Other Resources	1,000,000				
			4,061,275			
	UNFPA	7,400,000	United Nations Population Fund	3,162,126	3,979,225	
			The UN Secretary-General's Peacebuilding Fund (UN Peace Fund)	258,649		
				3,420,775		
	WHO			Australian Department of Foreign Affairs and Trade	850,000	
				African, Caribbean, and Pacific (ACP), European Union (EU) University	80,000	
				World Health Organization	880,000	
			Global Alliance for Vaccines and Immunisation	4,618,435		
3.2: Health: Strengthened health systems to improve the well-being and access to quality, integrated, people-centred health services including TB, HIV/AIDS and Sexual and Reproductive Health; and provide protection from health emergencies for people at national and sub-national levels, particularly those in hard-to-reach areas.		17,000,000	UNAIDS Unified Budget, Results and Accountability Framework	40,000	10,531,565	
				6,468,435		
	UNICEF		35,050,000	United Kingdom Committee for UNICEF	155,465	19,028,461
				Government of Japan	2,933,366	
				Global Alliance for Vaccines and Immunisation	10,766,864	
				Australian National Committee for UNICEF	165,844	
				UNICEF Other Resources	2,000,000	
				16,021,539		
	UNOPS	9,353,692			-	9,353,692
	UNAIDS		10,000,000	UNAIDS	1,750,000	4,005,064
The U.S. President's Emergency Plan for AIDS Relief				830,000		
Country Coordinating Mechanism of the Global Fund				585,000		
UNAIDS Country Envelope				900,000		
Australian Department of Foreign Affairs and Trade				1,929,936		
			5,994,936			
IOM	32,000,000		Government of Papua New Guinea	6,328,493	25,671,507	
				6,328,493		

3.3: Water Sanitation and Hygiene (WASH): WASH systems strengthened to ensure people have equitable access to affordable, gender sensitive, environmentally and climate friendly safe drinking water and sanitation	WHO	500,000	World Health Organization	60,000	440,000
				60,000	
	UNOPS	5,205,860	European Commission	5,205,860	-
				5,205,860	
	UNICEF	13,302,010	New Zealand Committee for UNICEF	38,441	9,740,042
			European Commission	467,724	
			Australian Agency for International Development	717,240	
			Global Thematic - Humanitarian Response	80,000	
			Australian National Committee for UNICEF	2,079	
United Nations Children's Fund			111,484		
Korea International Cooperation Agency			1,145,000		
UNICEF Other Resources	1,000,000	3,561,968			
Total					
3.4: Food Security and Nutrition: Increased food security as a result of the establishment of food systems and nutrition sensitive agriculture, especially for those most marginalized and isolated.	UNOPS	3,000,000		-	3,000,000
	FAO	20,000,000	Food and Agriculture Organization of the United Nations	4,000,000	16,000,000
				4,000,000	
	UNCDF	8,200,000	European Union	2,196,249	6,003,751
				2,196,249	
	UNICEF	10,400,000	Global Thematic - Nutrition	11,458	8,983,491
			United States Agency for International Development Bureau for H	336,870	
			United Kingdom Committee for UNICEF	351,024	
			Australian National Committee for UNICEF	3,182	
United Nations Children's Fund			188,344		
United States Agency for International Development			2,896		
UNICEF Other Resources	522,735	1,416,509			
Total					
3.5: Protection: Strengthened social protection systems and improved access to all forms of protection services by the most vulnerable and marginalized populations, that provide physical and legal protection including in violent or conflict contexts	ILO	150,000	Japan Fund for Building Social Safety Nets in Asia and the Pacific	150,000	-
				150,000	
	OHCHR	30,000	United Nations High Commissioner for Human Rights	30,000	-
				30,000	
	UNHCR	1,500,000	United Nations High Commissioner for Refugees	1,007,305	492,695
			1,007,305		
UNCDF	2,000,000		-	2,000,000	
Total		195,477,362		59,959,144	135,518,218

STRATEGIC PRIORITY 4: SUSTAINABLE ECONOMIC TRANSFORMATION

OUTCOME 4: By 2028, people in Papua New Guinea, especially the most vulnerable and marginalized, benefit from improved and sustainable livelihoods and expanded access to diversified economic opportunities that deliver inclusive and green growth.

Output	Agency	Required Resources	Available Resources		Resources to be mobilized
			Contributing-Partner	Funding	
4.1: Blue / Green Circular Economy: Expanded and diversified Blue / Green / circular economy leading to increased decent jobs and skills.	ILO	6,512,500	European Union	6,400,000	-
			International Labour Organisation	112,500	
				6,512,500	
	UNDP	12,000,000	Global Fund for Coral Reefs	2,000,000	10,000,000
				2,000,000	
	FAO	5,000,000	Food and Agriculture Organization of the United Nations	500,000	4,500,000
				500,000	
	UNCDF	2,600,000	Global Fund for Coral Reefs	2,404,088	195,912
			2,404,088		
4.2: Enterprise Development: Enhanced growth of Micro Small Medium Enterprise (MSME) and value chain development in agriculture, manufacturing, and services	UNDP	17,459,667	Government of Japan	3,300,000	14,159,667
				3,300,000	
	FAO	23,000,000	Food and Agriculture Organization of the United Nations	23,000,000	-
				23,000,000	
UNCDF	500,000	European Union	300,000	200,000	
			300,000		
4.3: Innovative Financing and partnerships: Expanded public/private partnerships for increased innovative financing instruments.	UNDP	5,000	Australian Department of Foreign Affairs and Trade	-	5,000
				-	
	UNCDF	2,700,000	Australian Department of Foreign Affairs and Trade	1,096,249	1,603,751
			1,096,249		
Total		69,777,167		39,112,837	30,664,330

STRATEGIC PRIORITY 5: ENVIRONMENT AND CLIMATE CHANGE

OUTCOME 5: By 2028, people in Papua New Guinea, especially the most marginalized and vulnerable, benefit from equitable and participatory access to climate resilient services that improve livelihoods and protect natural resources.

Output	Agency	Required Resources	Available Resources		Resources to be mobilized
			Contributing-Partner	Funding	
5.1: Natural Resource Management: Natural resources are better managed to the benefit of Papua New Guineans through improved biodiversity conservation, environmental governance and partnerships at all levels.	UNEP	2,417,600	The Global Environment Facility	2,417,600	-
				2,417,600	
	UNDP	30,000,000	The Global Environment Facility	11,000,000	19,000,000
				11,000,000	
	UNOPS	15,346,448		-	15,346,448
	FAO	80,000,000	Food and Agriculture Organization of the United Nations	60,845,000	19,155,000
				60,845,000	
5.2: Climate Action: Enhanced climate adaptation and mitigation measures are delivered to strengthen the capacity of Papua New Guinea to mitigate the impacts of climate change on ecosystems, communities, livelihoods and the economy.	UNEP	331,000	The Global Environment Facility	125,000	-
			Government of the United Kingdom	206,000	
				331,000	
	WHO	500,000	World Health Organization	50,000	450,000
				50,000	
	UNDP	12,000,000	Asian Development Bank	800,000	11,200,000
				800,000	
	UN Women	1,520,000		-	1,520,000
UNICEF	3,442,500	United Nations Children's Fund	61,887	2,223,017	
		Korea International Cooperation Agency	857,596		
		UNICEF Other Resources	300,000		
			1,219,483		
5.3: Disaster Risk Management: Strengthened resilience and preparedness of the most vulnerable and displaced communities through implementation of disaster management strategies and systems.	WHO	1,500,000	World Health Organization	100,000	1,400,000
				100,000	
	UNDP	7,959,667	Australian Department of Foreign Affairs and Trade	1,100,000	6,859,667
				1,100,000	
	FAO	5,000,000	Food and Agriculture Organization of the United Nations	340,000	4,580,000
			Australian Department of Foreign Affairs and Trade	80,000	
				420,000	
	UNICEF	1,900,000	Korea International Cooperation Agency	35,000	1,668,000
			European Commission	110,000	
			UNICEF Other Resources	87,000	
			232,000		
UNCDF	4,600,000	Australian Department of Foreign Affairs and Trade	1,000,000	3,600,000	
			1,000,000		
Total		166,517,215		79,515,083	87,002,132
Overall Totals		614,696,934		214,094,073	400,602,861